

CENTRAL EASTERN EUROPEAN MARKET SUMMARY

CZECH REPUBLIC, HUNGARY, POLAND, ROMANIA, SLOVAKIA

2016 OVERVIEW - INDUSTRIAL



TAKE UP

It is an amount of industrial space (sq m) leased during a certain period of time and handed over to the tenant. (incl. new leases, expansions, lease renewals)

NEW CONSTRUCTION

It is an amount of newly built and permitted industrial space (sq m) during a certain period of time.

VACANCY RATE

The ratio of vacant industrial space for immediate lease and the total stock (vacant space / total stock).

TOTAL STOCK

The total modern industrial space (sq m) for lease built and permitted.

CONTACT DETAILS

Ferdinand Hlobil
Partner / The Head of CEE Industrial Department
Cushman & Wakefield
ferdinand.hlobil@cushwake.com

T: + 420 602 361 968

www.czech-industrial.cz

www.hun-industrial.hu

www.industrial.pl

www.industrial-proprieties.ro

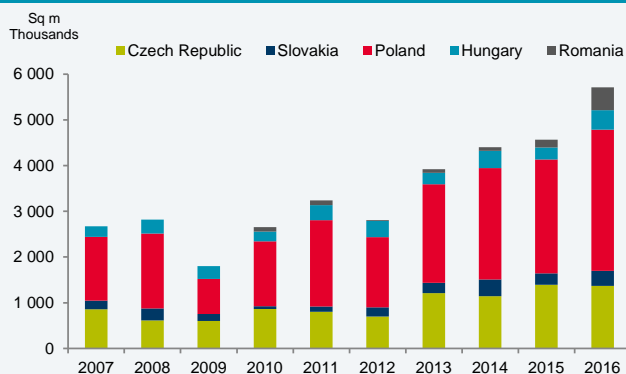
www.slovak-industrial.sk

www.eu-industrial.com

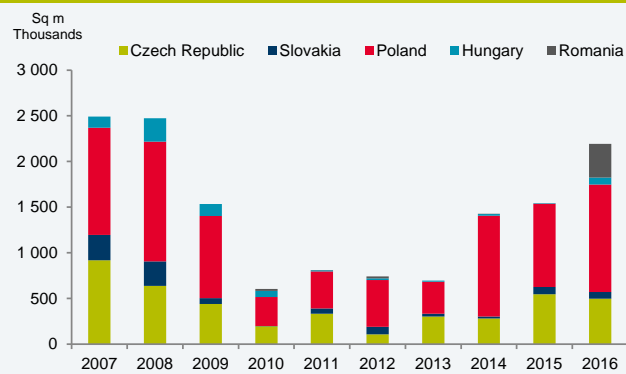


TOTAL STOCK IN CEE: 22 067 576 Sq m

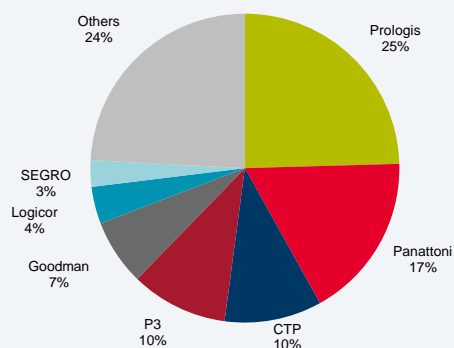
TAKE UP IN CEE 2016: 5 712 719 Sq m



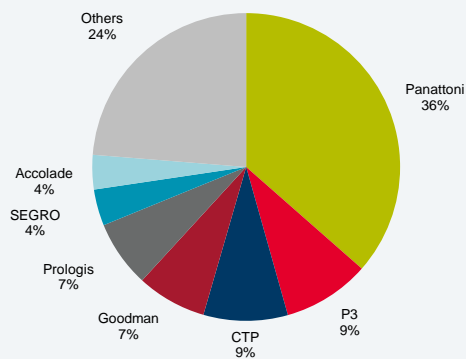
NEW CONSTRUCTION IN CEE



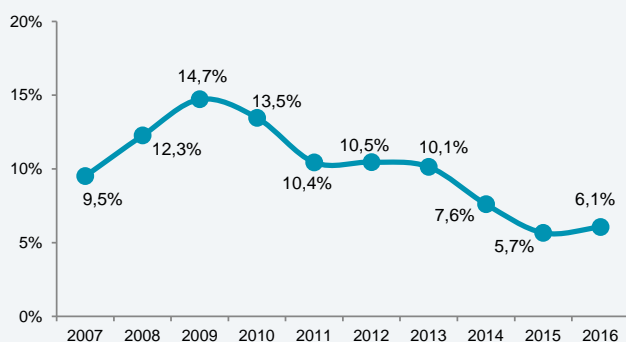
DEVELOPERS MARKET SHARE ON TAKE UP



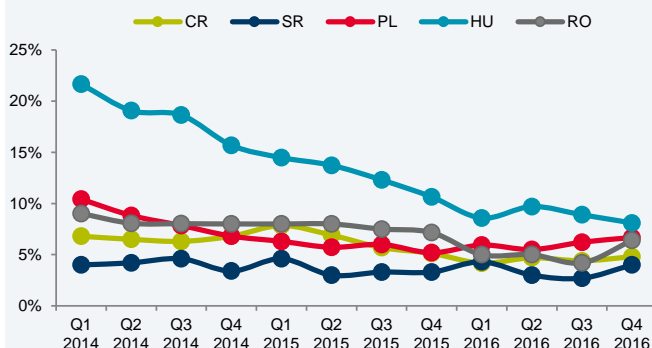
DEVELOPERS NEW CONSTRUCTION: 2 193 820 Sq m



AVERAGE VACANCY IN CEE: 6,1 %



VACANCY RATE IN CEE %



This market overview has been prepared solely for information purposes. It does not purport to be a complete description of the markets or developments contained in this material. The information on which this report is based has been obtained from sources we believe to be reliable, but we have not independently verified such information and we do not guarantee that the information is accurate or complete.