

INDIANA EMPLOYMENT REPORT

INDIANA | DECEMBER 2017

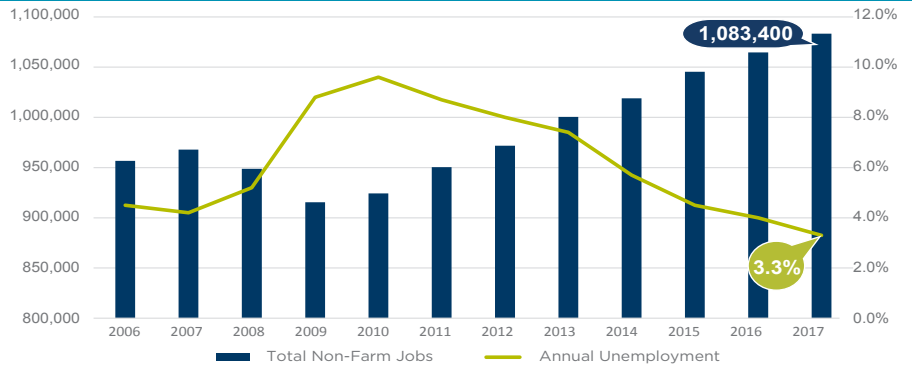


Indiana
0.5%
 12-Month Pop. Growth
6.6M
 Total Population

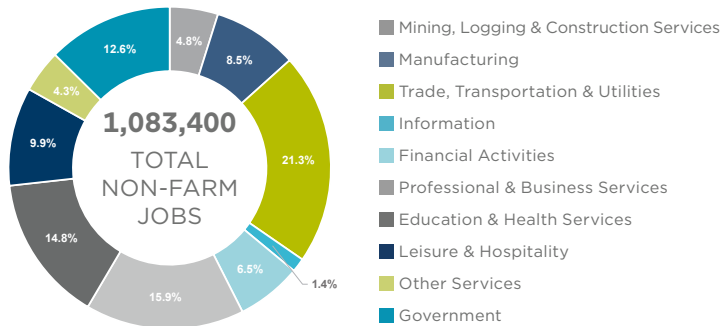
Indiana
0.9%
 12-Month Job Growth
3.4%
 Unemployment

U.S.
1.5%
 12-Month Job Growth
4.1%
 Unemployment

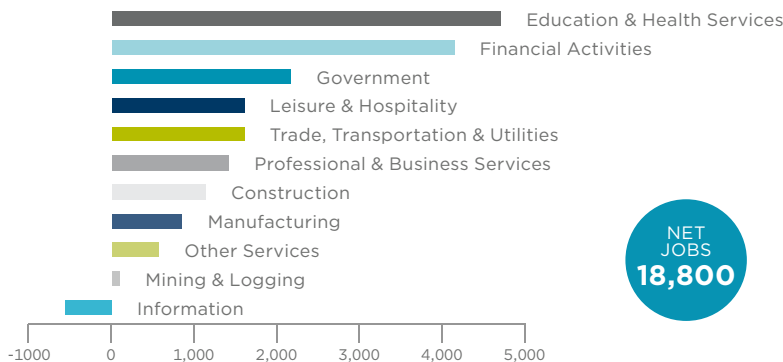
Total Non-Farm Jobs Vs. Unemployment Rate



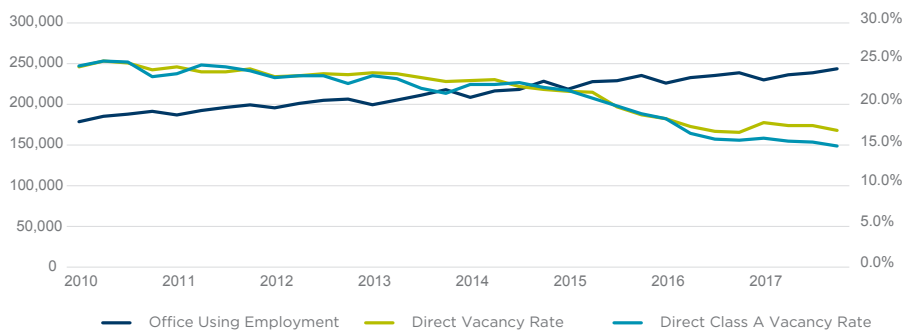
Employment by Industry



Trailing 12-Month Job Growth by Sector



Historical Office Using Employment



Source: Cushman & Wakefield Research, U.S. Bureau of Labor Statistics, Moody's
 (All data represents non-seasonally adjusted employment)



U.S. JOB GROWTH

Ranking of percentage growth 12-month change

- BOONE COUNTY**
 1.05% CHANGE* 347 GROWTH** 33.4 NO. OF JOBS
- SHELBY COUNTY**
 1.02% CHANGE* 227 GROWTH** 22.4 NO. OF JOBS
- MADISON COUNTY**
 0.98% CHANGE* 554 GROWTH** 56.9 NO. OF JOBS
- HANCOCK COUNTY**
 0.98% CHANGE* 360 GROWTH** 37.1 NO. OF JOBS
- MORGAN COUNTY**
 0.97% CHANGE* 335 GROWTH** 34.9 NO. OF JOBS
- JOHNSON COUNTY**
 0.94% CHANGE* 719 GROWTH** 77.2 NO. OF JOBS
- HAMILTON COUNTY**
 0.88% CHANGE* 1459 GROWTH** 167.8 NO. OF JOBS
- SHELBY COUNTY**
 0.86% CHANGE* 706 GROWTH** 82.8 NO. OF JOBS
- MARION COUNTY**
 0.83% CHANGE* 3819 GROWTH** 465.9 NO. OF JOBS

*YOY % CHANGE **YOY NET GAIN IN JOBS

Matt Niehoff
 Indianapolis Research Analyst
 Direct +1 317 639 0460
 matt.niehoff@cushwake.com

Mitchell Ostrowski
 Indianapolis Research Analyst
 Direct +1 317 639 0487
 mitch.ostrowski@cushwake.com

©2018 Cushman & Wakefield. No warranty or representation, express or implied, is made to the accuracy or completeness of the information contained herein, and same is submitted subject to errors, omissions, change of price, rental or other conditions, withdrawal without notice, and to any special listing conditions imposed by the property owner(s). As applicable, we make no representation as to the condition of the property (or properties) in question.